



Short description

The SGZ 21 burst generator generates floating, pulse shaped disturbance. Its outputs are separated symmetrically and galvanically. SGZ 21 can be partially coupled to constructional parts, cables, shieldings, ground connections; directly in assemblies or indirectly via field sources of a device under test. A pulse rate counter with an optical input which detects signals from assemblies is integrated into SGZ 21.

During burst testing with the S21 sensor which is installed on the assembly, electrical signals from the assembly are transformed into optical signals. The pulse rate counter of SGZ 21 detects these optical signals. Furthermore, the MS 02 magnetic field probe can measure burst magnetic fields on the assembly and can transform them into optical signals during the test. This measuring procedure is suitable for signal monitoring during the burst tests or before and after measurements for controlling the EMC steps.

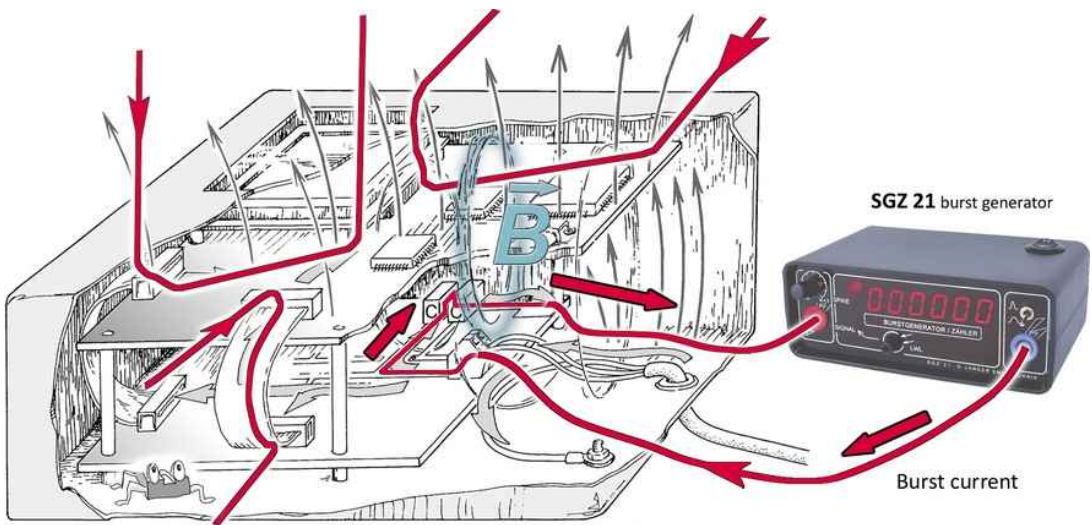
Technical parameters

Pulse parameter	
Rise time	ca. 2 ns
Tail time	ca. 10 ns
Peak values	ca. 0... 1500 V
Optical input	
Optical fiber	2.2 mm
Max. frequency	5 MHz
Min. pulse width	100 ns
Counter	
Display	6 digit
Peak time	1 s
Supply voltage	12 V / 200 mA
Sizes (L x W x H)	(154 x 100 x 62) mm

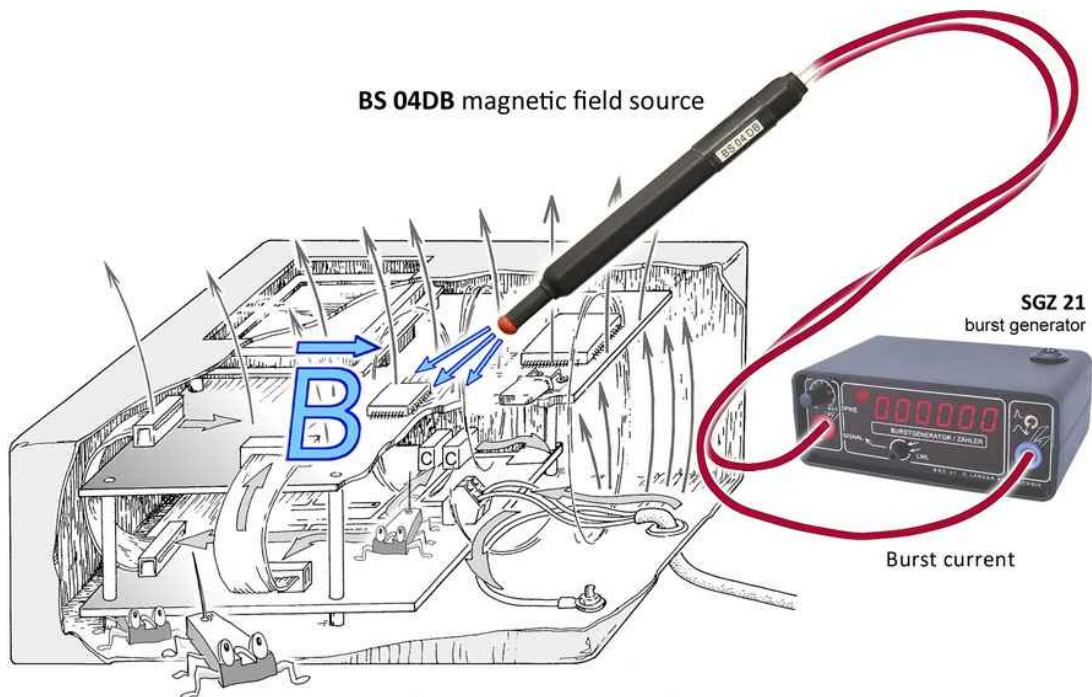
Measuring principles



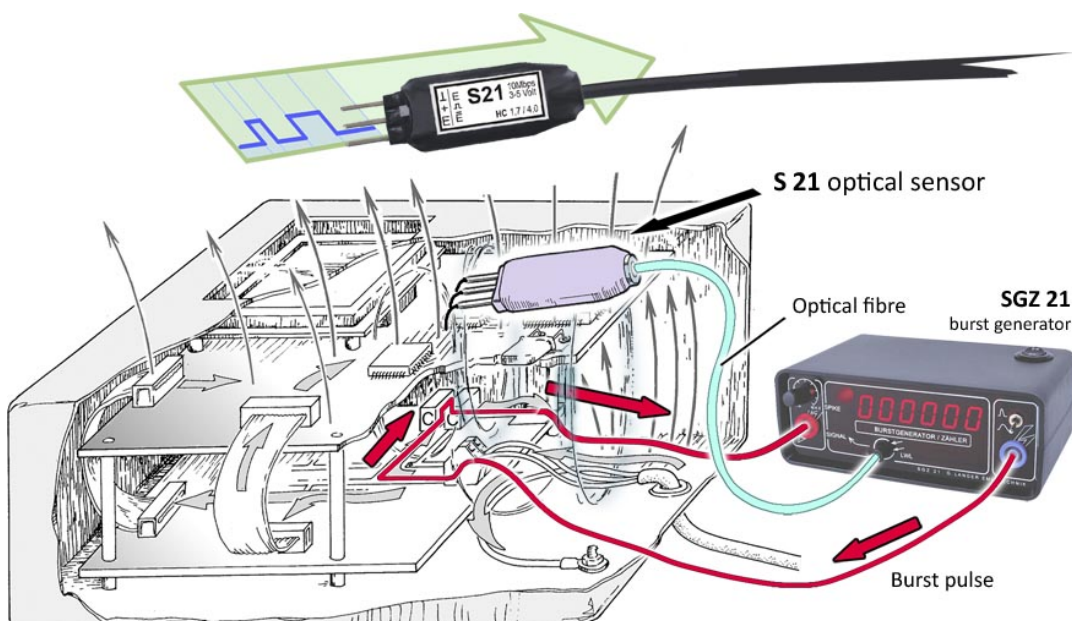
Measurement strategy with SGZ



Measurement strategy with SGZ and magnetic field probe



Measurement strategy with SGZ and optical sensor S21



Measurement strategy with SGZ magnetic field probe

