

# NNB 21 set

## Line Impedance Stabilisation Network



### Short description

The NNB 21 line impedance stabilisation network is designed for measuring conducted disturbance emission of a device under test according to the standard CISPR 25/ISO 7637. It measures the RF interference, which couples into the vehicle electrical system. Measurements during the development in a frequency range from 100 kHz to 1GHz can be carried out.


### Scope of delivery

- 1x NNB 21, Line Impedance Stabilisation Network
- 1x SMB-BNC 1 m, SMB-BNC Measurement Cable
- 1x NNB 21 acc, Accessories
- 1x NNB 21 case, System Case
- 1x NNB 21 m, NNB 21 Set User Manual

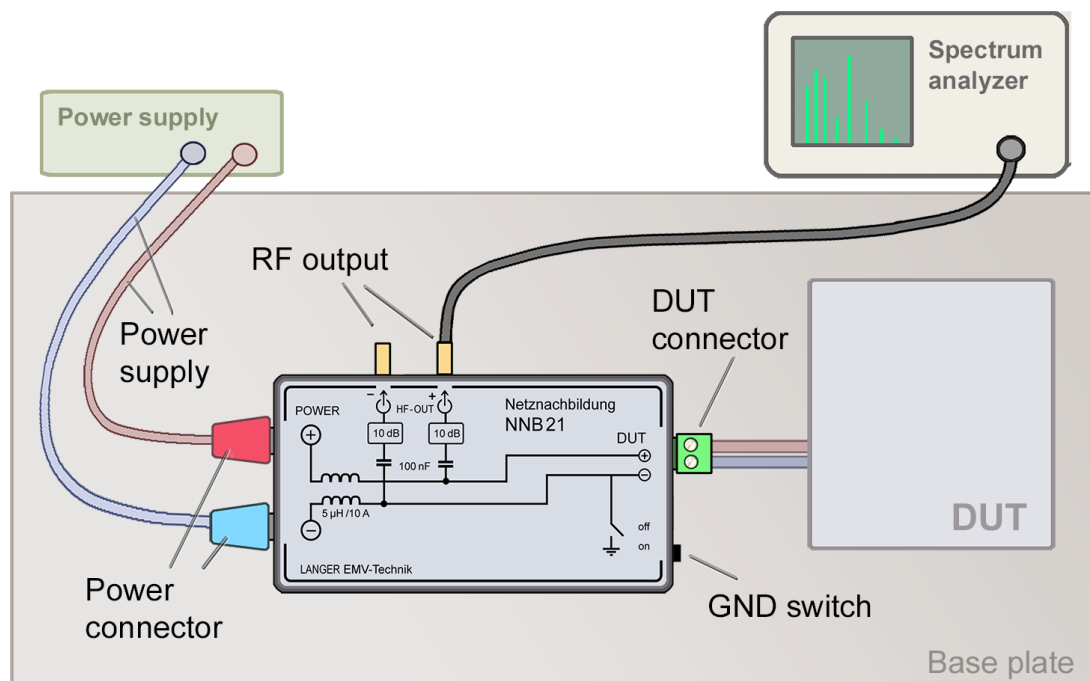
### Technical parameters

Frequency range	100 kHz - 1 GHz
DC resistance	< 20 mΩ
Internal attenuation	10 dB
Measuring channels	2
Continuous power rating	
Current	10 A
Dielectric strength	50 V
Weight	400 g

## Application with NNB 21



## Measurement with NNB21



# NNB 21 set

Line Impedance Stabilisation Network




## Scope of delivery Set NNB 21



2-pole Clamp terminals



SMB-BNC  
Measurement cable 1m



NNB 21 Line Impedance  
Stabilisation Network