

P12t

Mini Burst Field Generator (B, Trigger)



Short description

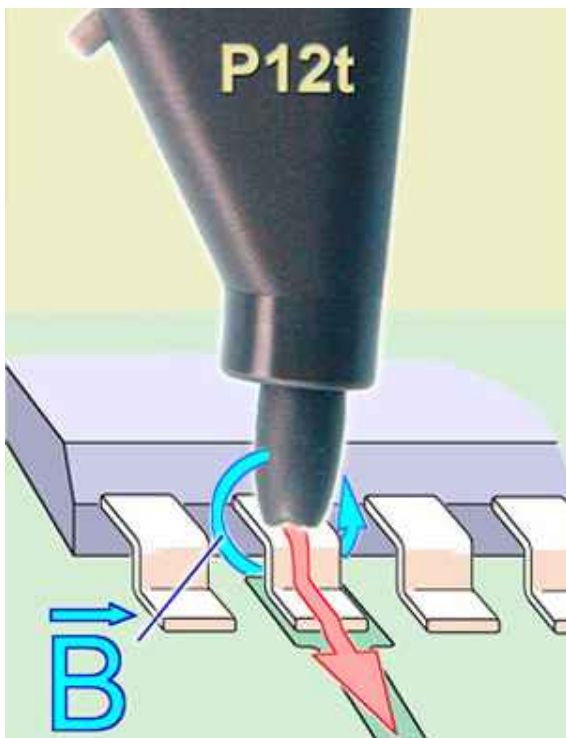
The P12t mini burst field generator creates a magnetic disturbance field which functions like a coupling clamp. This allows the disturbance current to be coupled into single conducting paths, IC pins, SMD components and thin cables (flat cables). The P12t magnetic disturbance field can be synchronized via the TTL trigger input with signals from the device under test or external signal generators.

The P12t mini burst burst generator allows the noise immunity analysis of complex electronic circuits during certain operating conditions. Conventional generators and test stations can be used to determine whether a device complies with the standard noise immunity required by law. However, weak spots on an assembly can not be precisely located. Detailed information about their location, susceptibility, and type of action (E or B field susceptibility) are required to easily and efficiently locate them on the printed circuit board and eliminate them. Our mini burst field generators are handy and can be used at the developer's own workspace.

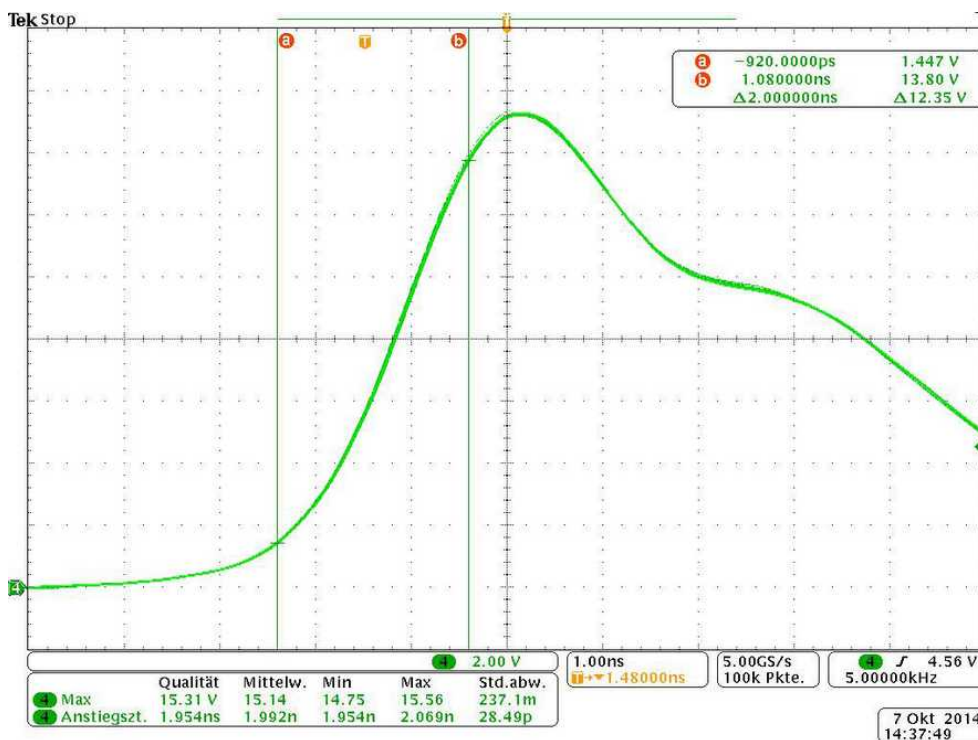
Technical parameters

Generator voltage	400 V
External trigger input	SMB, male, jack; 5 V TTL
Generated magnetic flux density	ca. 1 mT
Pulse parameter	
Pulse width	2 ns ... 8 ns
Frequency	single ... 10 kHz
Polarity	switchable
Trigger-pulse delay	3 μ s
Supply voltage	6.5 V - 15 V
Current input	50 mA @ 6.5 V
Weight	20 g
Sizes (L x W x H)	(125 x 24 x 20) mm

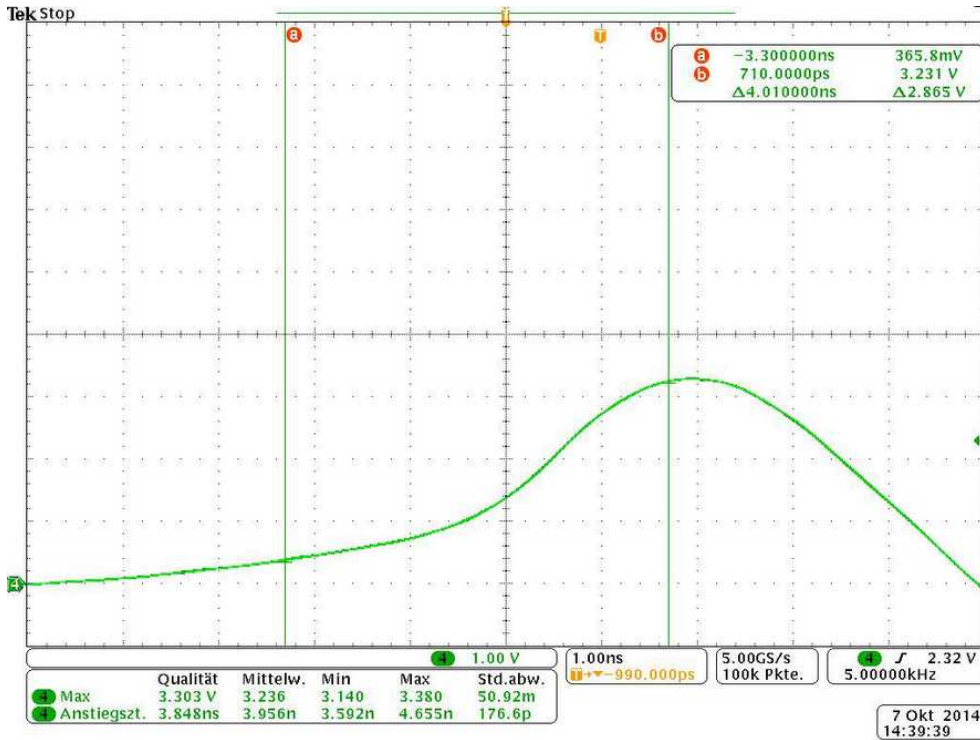
Measuring principles



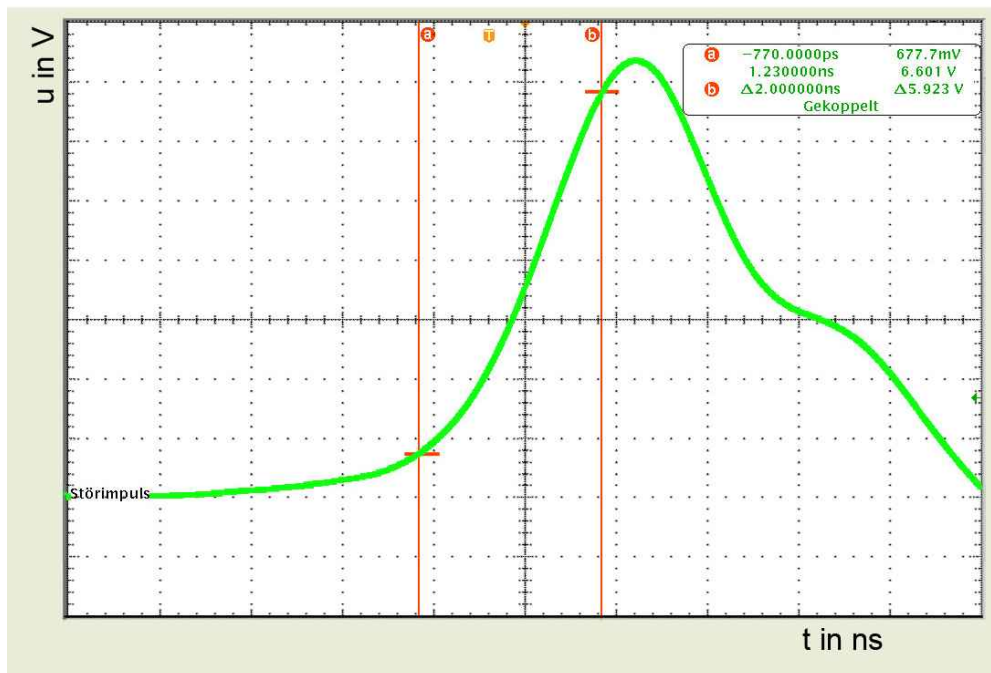
Pulse shape (maximum intensity)



Pulse shape (minimum intensity)




Pulse shape (measured)



P12t

Mini Burst Field Generator (B, Trigger)

Design of P12t mini burst field generator



Application - input of a rotary encoder is being tested here

