


NNB 21

Line Impedance Stabilisation Network



Short description

The NNB 21 line impedance stabilisation network is designed for the **measurement of conducted interference emissions in wiring systems (automotive sector) and also for general use**. The NNB 21 can measure two circuits separately or simultaneously.

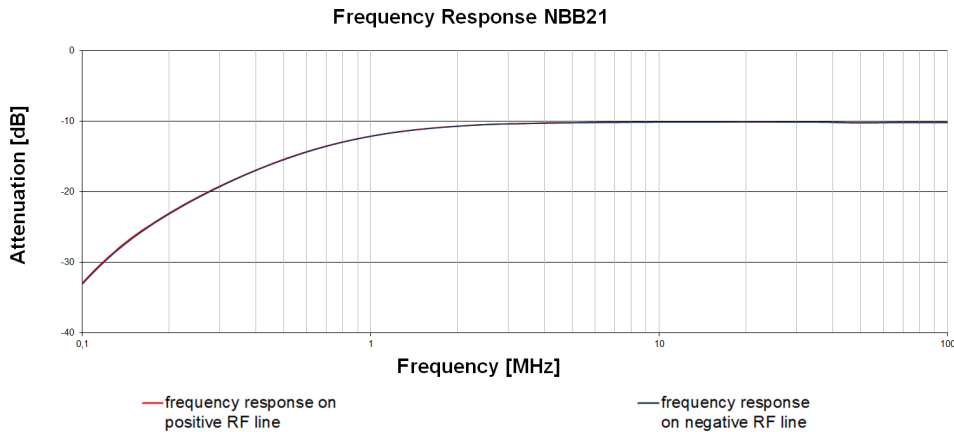
Measuring the circuits simultaneously or separately does not impact the measurement setup. This minimizes measurement errors. If there are measurements on just one signal line, the second signal path can be grounded via a side switch of NNB 21.

With the attenuation and the supply of **one source \neq 50 Ohm**, a significantly improved adaption and more reliable measuring results can be achieved.

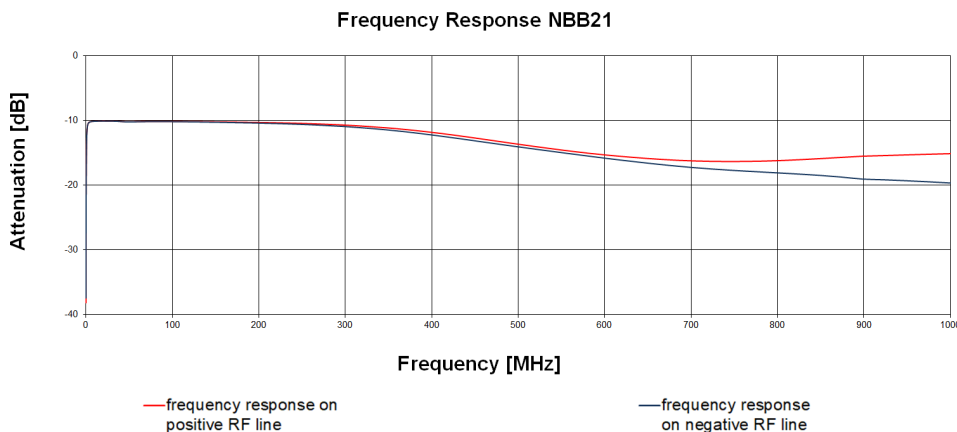
Technical parameters

Frequency range	100 kHz - 1 GHz
DC resistance	< 20 mΩ
Internal attenuation	10 dB
Measuring channels	2
Continuous power rating	
Current	10 A
Dielectric strength	50 V
Weight	400 g

Frequency response



Frequency response



Impedance

