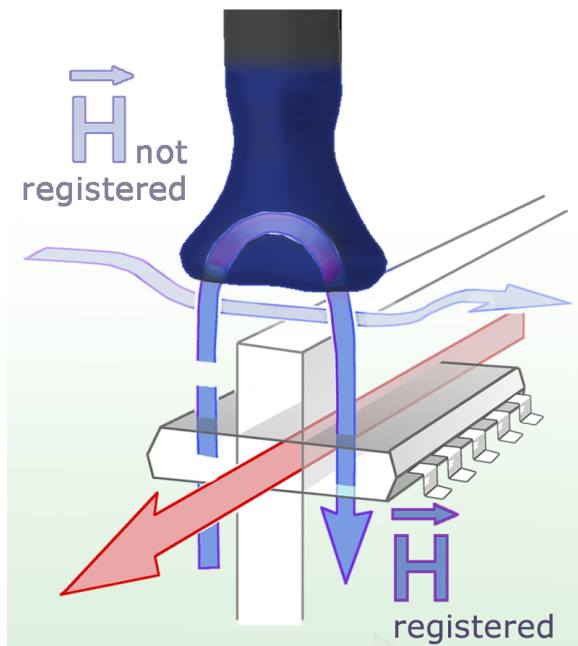


# LF-K 7

磁场探头 (100KHz-50MHz)



## Short description

这种近场探头能够测量反向进入探头的环形磁场线。这类磁场线通常出现于导线、棒形结构、电缆接头和扁平单元的边缘等。该探头的工作方式类似于电流耦合钳。

The LF-K 7 is a passive near-field probe. In contrast to the LF-U 5 probe, the LF-K 7 probe does not detect field lines entering the probe head laterally.

The near-field probe detects inhomogeneous magnetic fields which enter the bottom of the probe head through one coil, curve circularly around the head and exit through the second coil. Superposed homogeneous fields are not detected by the special probe head. The near-field probe is small and handy. It has a current attenuating sheath and, therefore, is electrically shielded. It can be connected to a spectrum analyzer or an oscilloscope with a 50  $\Omega$  input. The H-field probe does not have an internal terminating resistance of 50  $\Omega$ .

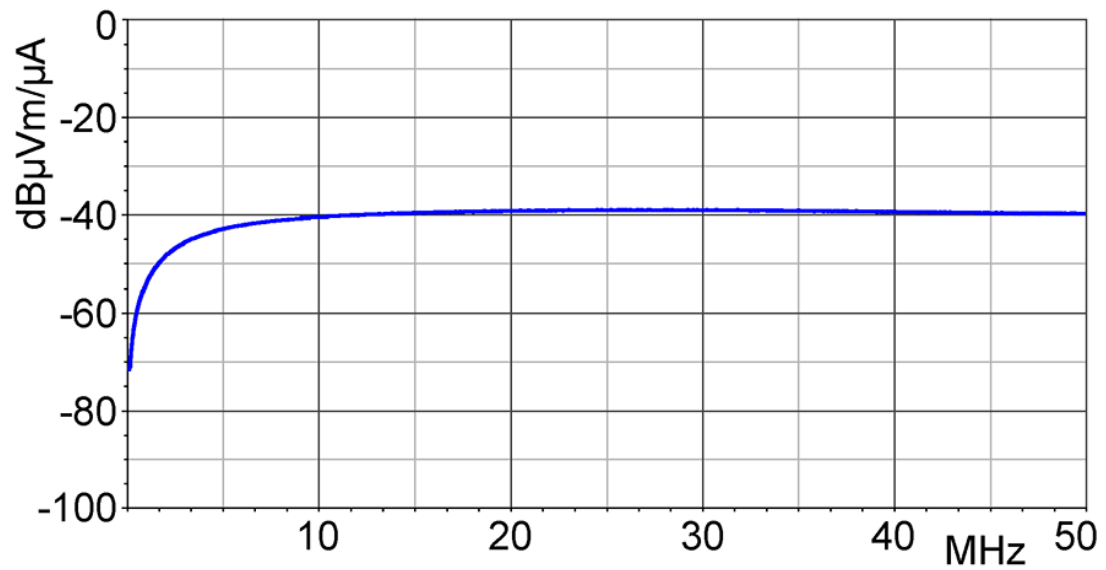
## Technical parameters

频率范围	100 kHz ... 50 MHz
分辨率	$\approx$ 5 mm
探头尺寸	$\approx$ (6 x 10) mm
输出接口	SMB, male, jack

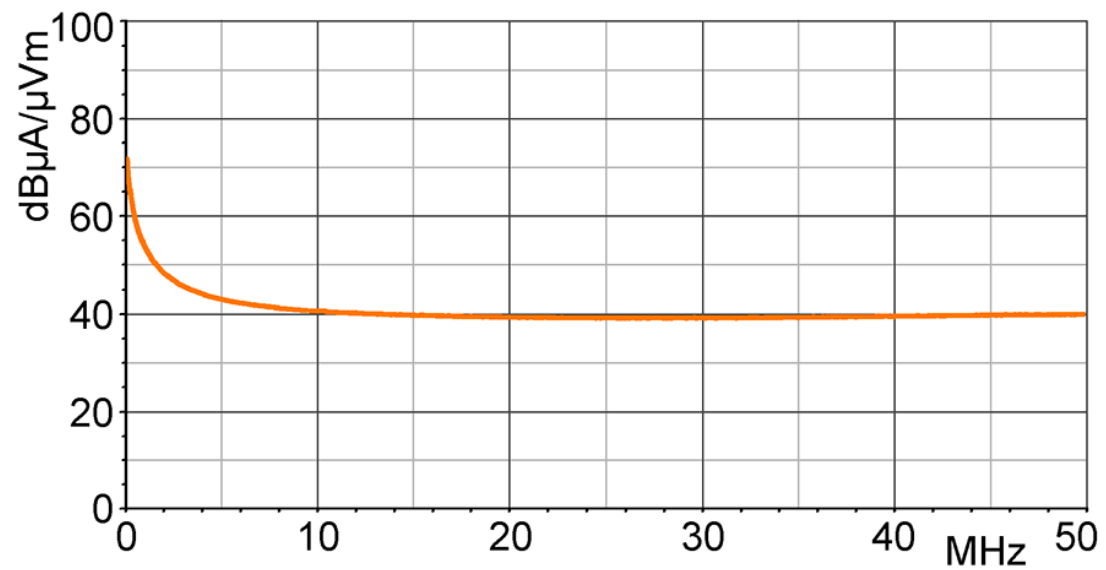
# LF-K 7

磁场探头 (100KHz-50MHz)

频率特性 [dB $\mu$ V] / [dB $\mu$ A/m]



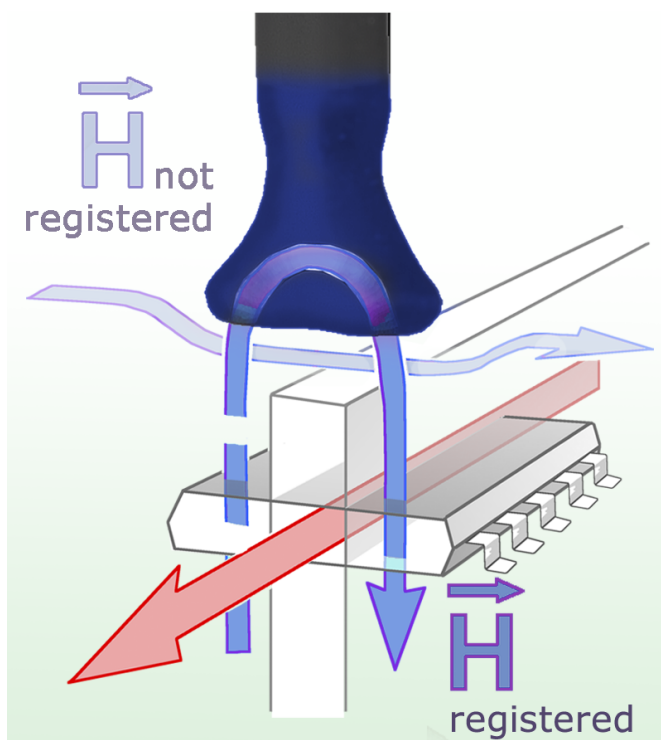
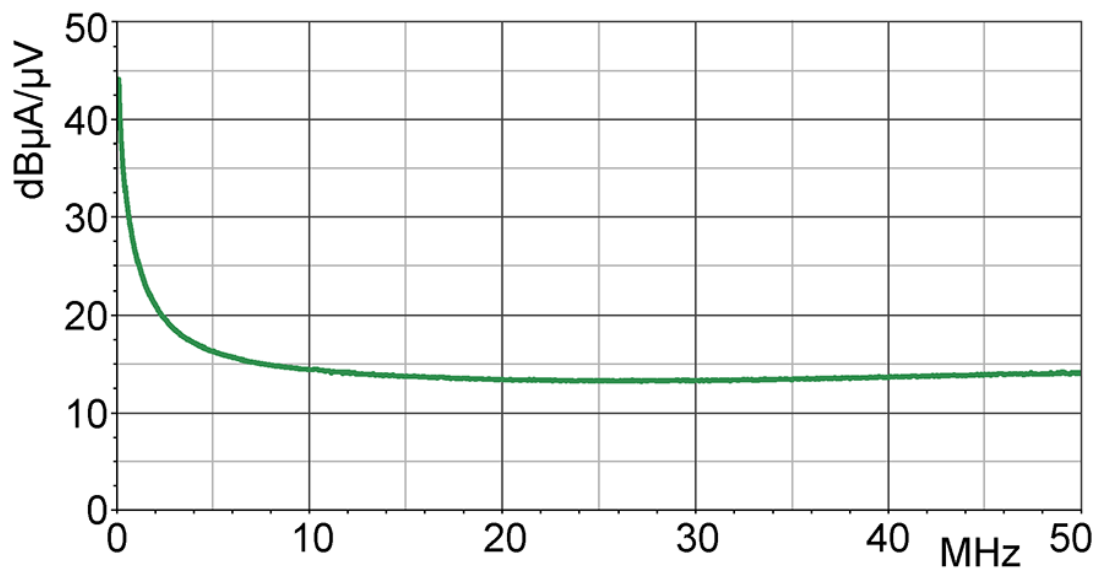
磁场校正曲线 [dB $\mu$ A/m] / [dB $\mu$ V]



# LF-K 7

磁场探头 (100KHz-50MHz)

电流校正曲线 [dB $\mu$ A] / [dB $\mu$ V]



# LF-K 7

磁场探头 (100KHz-50MHz)

Probe head

